











Table 1 The conserved motifs of *I. batatas* R2R3-MYB transcription factors and their corresponding domains

Name	Motif	E-value	Width	Predicted domain
motif 1		8.7e-1792	26	R2
motif 2		1.1e-1073	17	R3
motif 3		2.4e-1101	22	R2
motif 4		3.7e-1008	19	R3
motif 5		3.1e-285	10	R3
motif 6		1.8e-270	10	-
motif 7		3.2e-250	10	R3
motif 8		1.6e-195	19	-
motif 9		9.7e-125	26	-
motif 10		8.1e-100	58	-